Product specifications & ordering information

ASD

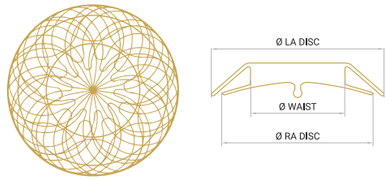

Ø LA DISC: LEFT ATRIAL DISC DIAMETER
Ø WAIST: MAX. WAIST DIAMETER
Ø RA DISC: RIGHT ATRIAL DISC DIAMETER

Occlutech ASD Occluder Ref. No.	**AS Defect Size (D)** [mm]	**Ø Waist** [mm]	**Ø LA Disc** [mm]	**Ø RA Disc** [mm]	**ODS III* 45°, 790 mm** (Size)	**Procedure Pack Pistol Pusher** Ref. No.**
37ASD06	5<D≤6	6	16.5	12.5	98DS006 (6F)	37ASD06P
37ASD07	6<D≤7.5	7.5	18	14	98DS006 (6F)	37ASD07P
37ASD09	7.5<D≤9	9	20.5	16.5	98DS007 (7F)	37ASD09P
37ASD10	9<D≤10.5	10.5	22	18	98DS007 (7F)	37ASD10P
37ASD12	10.5<D≤12	12	27	23	98DS008 (8F)	37ASD12P
37ASD13	12<D≤13.5	13.5	28.5	24.5	98DS008 (8F)	37ASD13P
37ASD15	12<D≤15	15	30	26	98DS008 (8F)	37ASD15P
37ASD16	15<D≤16.5	16.5	31.5	27.5	98DS008 (8F)	37ASD16P
37ASD18	15<D≤18	18	33	29	98DS008 (8F)	37ASD18P
37ASD19	16.5<D≤19.5	19.5	34.5	30.5	98DS009 (9F)	37ASD19P
37ASD21	18<D≤21	21	36	32	98DS010 (10F)	37ASD21P
37ASD24	21<D≤24	24	39	35	98DS010 (10F)	37ASD24P
37ASD27	24<D≤27	27	42	38	98DS011 (11F)	37ASD27P
37ASD30	27<D≤30	30	45	41	98DS011 (11F)	37ASD30P
37ASD33	30<D≤33	33	48	43	98DS012 (12F)	37ASD33P

* Occlutech Delivery Set III, ODS III (Article no.: 98DSXXX, 45°).
** Color defines Pusher color.

References:

1. *Data on file. Oct 2026*
2. *ASD_CER_ver15, data on file*
3. *Kenny D et al., Catheter Cardiovasc Interv. 2019 Feb 1;93(2):316-321*
4. *Haas NA et al., Catheter Cardiovasc Interv. 2016 Oct;88(4):571-581*
5. *Leong MC et al., Cardiol Young.2022 Oct;32(10):1621-1627*
6. *Nakayama et al., Heart Vessels. 2021 May;36(5):704-709*
7. *Aparisi A et al., Cardiol J. 2020;27(5):524-532*
8. *Jain SA et al., Journal of Structural Heart Disease, Feb 2016, Vol 2, Issue 1:15-32*

Occlutech is a leading specialist provider of minimally invasive cardiac devices

Our mission is to improve the quality of life for people with heart conditions. The vision is to become a leading global specialist in cardiac devices, addressing congenital heart defects, stroke prevention and heart failure – because every beat counts for people living with heart conditions.

Occlutech International AB
Landskronavägen 9B, SE-252 32 Helsingborg, Sweden
order@occlutech.com, **www.occlutech.com**

Occlutech
Every beat counts

Rx only. Please refer to product instructions for use for complete listing of indications, contraindication, warnings, precautions, and potential adverse events and directions for use. Not available in all geographies. Please contact your Occlutech representative about the availability of Occlutech products in your area.
© Occlutech. All rights reserved. Occlutech is a registered trademark. MM_ASD_033_02

ASD

Occlutech ASD Occluder

Treat with **confidence**

Conformability, control and proven performance



Occlutech
Every beat counts

An extensive and global footprint

>120,000
Units delivered [1]

>5,000
Published patients [2]

Global Reach
Including FDA approval



Occlutech

Treat with **confidence**

The unique design of the Occlutech ASD occluder effectively close ASDs while respecting the surrounding anatomies and maintaining device structural integrity.

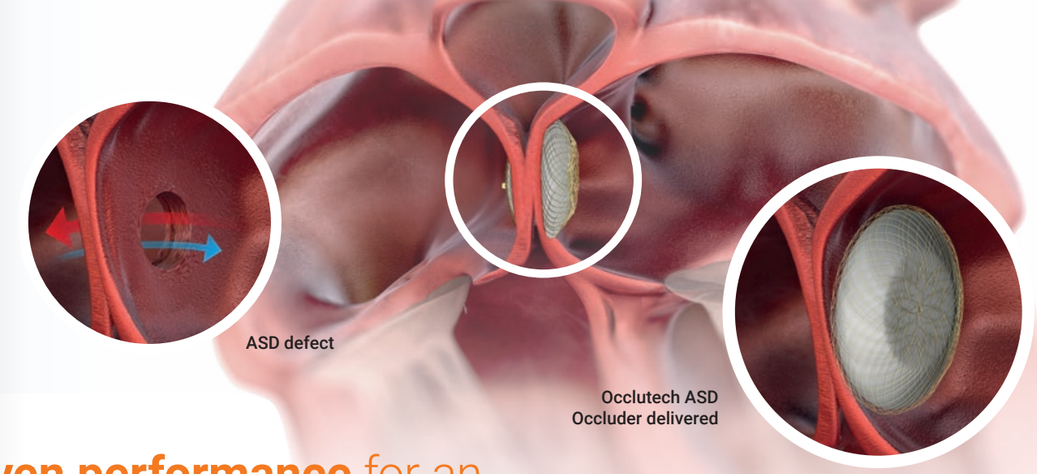

Conformability for a reliable ASD closure [3,4]



Unique and Optimized braiding to give flexibility, conforming to the various ASD anatomies, even the challenging ones.[3-6]



Optimized LA disc design, with less exposed material and no disc hub, to minimize potential thrombus formation and promote endothelialization.[3-8]

Control for a safe and accurate positioning [3,4,6,7]

Unique ball-connector and force-free angulation up to 50 degrees facilitating implantation and allowing septal alignment prior to release.[3,5]

Proven performance for an effective ASD closure [3,4]

The Occlutech ASD Occluder offers a proven, safe and effective solution to close ASDs as shown in randomized controlled trial, prospective and retrospective studies.[2]

99.1%
Successful device placement at first attempt.

High success rate
and low complication rates even in challenging anatomies.[3,4,7]

19.8%
Shorter procedure duration vs. competitive ASD device

Short procedure time[3]

98%
5-year closure rate

Effective closure
at 5-year follow-up.[4]

* See important Safety information referenced within the IFU.

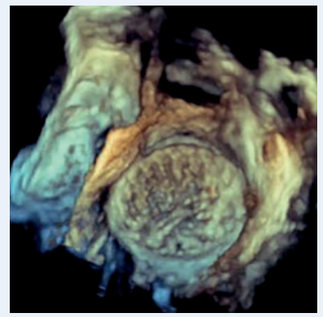

3D TEE image of an implanted Occlutech ASD Occluder.

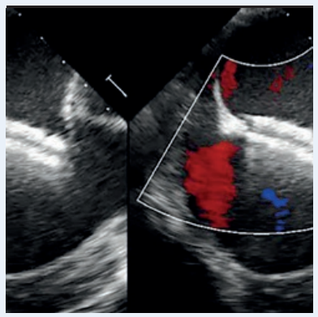

Alignment of the Occluder to the Septum.